

On the night of January 30, 2008, local homeless service agencies participated in an annual nationwide Point in Time Count of homeless people.

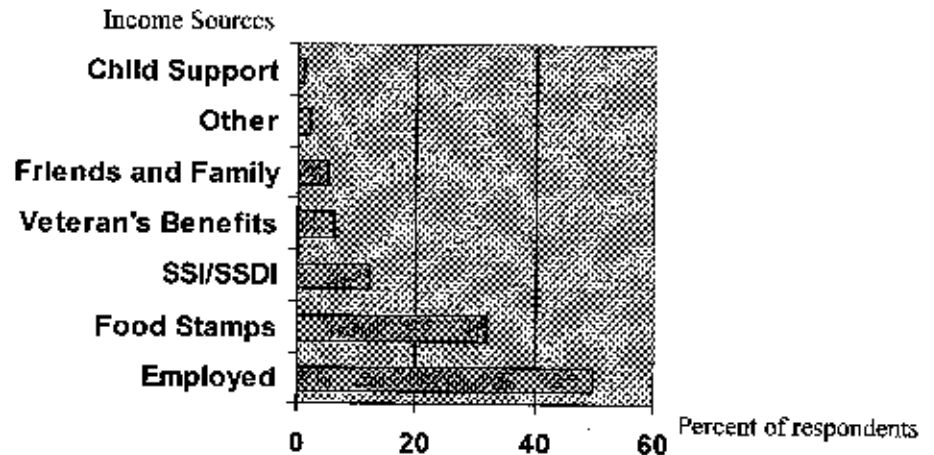
Staff and member agencies of the Homeless Coalition and volunteers counted people sleeping in emergency shelters, on the streets, and in other residential facilities.

Here are some of the results:


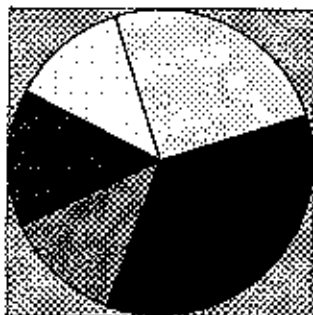
Total Counted	509	
	Adults	441
	Children	58
<i>People can be counted twice in these categories:</i>	Chronic	181
	Mental Illness	158
	Chronic Substance Abuse	124
	Veteran	121
	Domestic Violence	45
	Unaccompanied Youth	9
	In a facility/ institution within past 30 days.	145

Point in Time Count participants were invited to fill out a survey, 225 people participated. Questions on the survey mirror those that are documented in HMIS and provide a more detailed look at the homeless population. Here are some of the results:

Average monthly income : \$355.75
INCOME SOURCES:



AMOUNT of TIME HOMELESS



NUMBER of TIMES HOMELESS

